













### Author Correction: Global increase of ozone-depleting chlorofluorocarbons from 2010 to 2020

Correction to: *Nature Geoscience* <https://doi.org/10.1038/s41561-023-01147-w>. Published online 3 April 2023.

<https://doi.org/10.1038/s41561-023-01205-3>

Published online: 18 May 2023

Luke M. Western , Martin K. Vollmer , Paul B. Krummel , Karina E. Adcock , Molly Crotwell, Paul J. Fraser, Christina M. Harth, Ray L. Langenfelds , Stephen A. Montzka , Jens Mühle , Simon O'Doherty , David E. Oram, Stefan Reimann , Matt Rigby , Isaac Vimont, Ray F. Weiss , Dickon Young  & Johannes C. Laube

In the version of this article initially published, author Molly Crotwell (Cooperative Institute for Research in Environmental Sciences, University of Colorado, Boulder, CO, USA) was mistakenly omitted from the author list. In addition, a second affiliation for David E. Oram with the National Centre for Atmospheric Science, University of East Anglia, Norwich, UK, was missing. The Acknowledgements section has been updated to include thanks for the NASA award to MIT (80NSSC21K1369) and grants to SIO (80NSSC21K1210 and 80NSSC21K1201), and to include operations sites at Mace Head, Ireland; Ragged Point, Barbados; Cape Matatula, American Samoa; and Kennakoock/Cape Grim, Australia. The changes have been made in the HTML and PDF versions of the article.

© The Author(s), under exclusive licence to Springer Nature Limited 2023



### Publisher Correction: Shifts in vegetation activity of terrestrial ecosystems attributable to climate trends

Correction to: *Nature Geoscience* <https://doi.org/10.1038/s41561-022-01114-x>. Published online 6 February 2022.

<https://doi.org/10.1038/s41561-023-01196-1>

Published online: 9 May 2023

Steven I. Higgins , Timo Conradi  & Edward Muhoko 

In the version of this article initially published, the y-axis labels in Figure 4a,c were duplicates of the x-axis labels and have been amended to read “Mean annual soil moisture (kg kg<sup>-1</sup>)” in the HTML and PDF versions of the article.

**Open Access** This article is licensed under a Creative Commons Attribution 4.0 International License, which permits use, sharing, adaptation, distribution and reproduction in any medium or format, as long as you give appropriate credit to the original author(s) and the source, provide a link to the Creative Commons license, and indicate if changes were made. The images or other third party material in this article are included in the article's Creative Commons license, unless indicated otherwise in a credit line to the material. If material is not included in the article's Creative Commons license and your intended use is not permitted by statutory regulation or exceeds the permitted use, you will need to obtain permission directly from the copyright holder. To view a copy of this license, visit <http://creativecommons.org/licenses/by/4.0/>.

© The Author(s) 2023